



## **SERVICE BULLETIN**

**Importance: High**

### **PAC-MAN TICKET MANIA GAME**

**SN RT02400E00-RT02400E39, RT02400E50-RT02400E58**

Raw Thrills is issuing an upgrade kit to upgrade the fuse rating to 5A Slow-Blow on the 5V power supply to the game cabinet. The kit is simple to install and will reduce potential service costs and downtime.

**Cause:** The high current requirement on Pac-Man Ticket Mania requires a higher current fuse. Otherwise, under normal operating conditions, the standard 3A fuse will blow.

**Remedy:** Replace the 3A Slow-Blow fuse with a 5A Slow-Blow fuse, and change the fuse sticker for future service needs.

#### **Kit Contents:**



**“5A” sticker**

**5A Slow-Blow fuse**


## Upgrade Procedure (about 15 minutes to complete)

No tools required


1. Disconnect the power cable from the game cabinet.
2. Open the back door.
3. Locate the 5V Fuse. It has a sticker labeled "3A" underneath it. Refer to the two images below:



4. Remove the 3A Slow-Blow fuse.
5. Remove the "3A" sticker.
6. Apply the enclosed "5A" sticker. Refer to image below:



7. Install the enclosed 5A Slow-blow fuse. Refer to the image below:



8. Close the back door and power up the game.